

MILE BY MILE

2016 FINANCIAL REPORT



peopleforbikes

2016

COALITION + FOUNDATION COMBINED FINANCIAL RESULTS

The combined budgets of the PeopleForBikes Coalition and PeopleforBikes Foundation totaled \$7.1 million in 2016.* The Coalition, a trade association, receives its funding from the bicycle industry, which includes membership from suppliers, distributors, manufacturers, dealers and bicycling related publications.

The Foundation is home to our non-endemic support including grants from Recreational Equipment, Inc. (REI), Summit Foundation, The Mayor's Fund for Philadelphia, Walton Family Foundation, Craigslist Charitable Fund, Kimberly-Clark, New Belgium Foundation, 3M, Nau, Nuun & Company as well as individual donors and family foundations. We are very grateful to all supporters of both organizations.

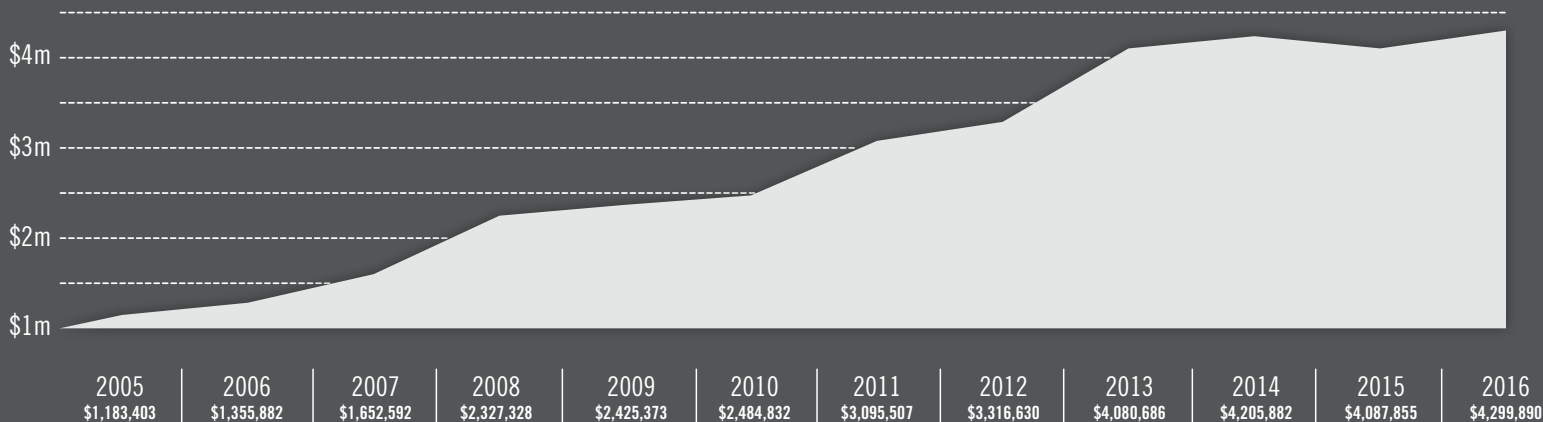
*The budgeted income amounts for last year were \$4,334,000 for the Coalition, and \$2,775,000 for the Foundation, for a combined \$7,109,000. However, \$1,060,000 was budgeted to pass between the two separate organizations in 2016. Consequently, the net total budgeted income for both organizations totaled \$6,049,000. See Footnotes section for details.



peopleforbikes

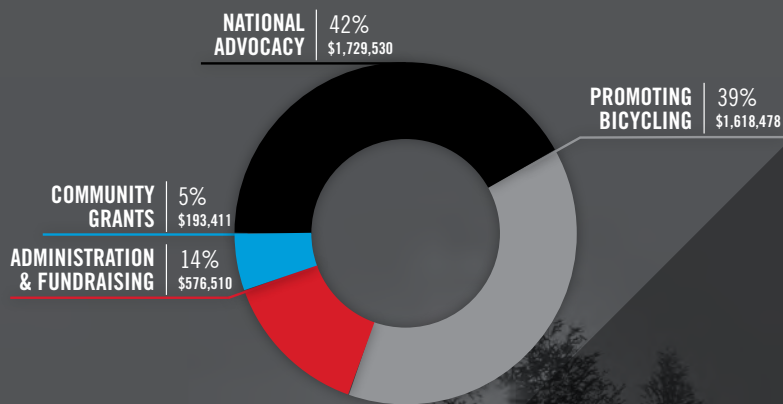
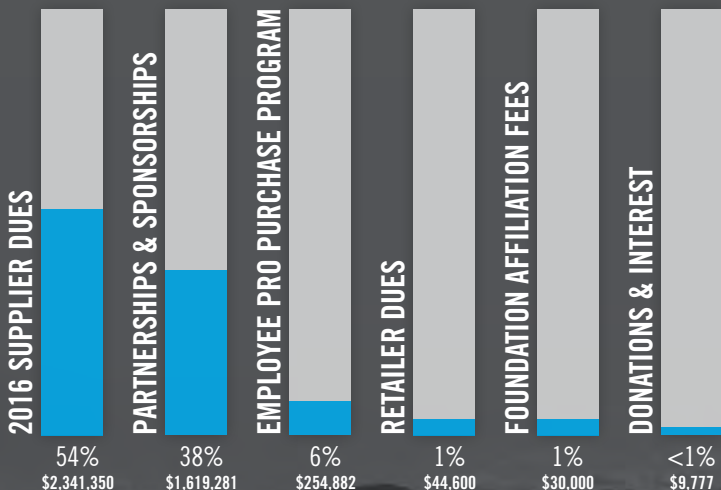
COALITION

INCOME GROWTH TREND



2016 COALITION INCOME | \$4,299,890

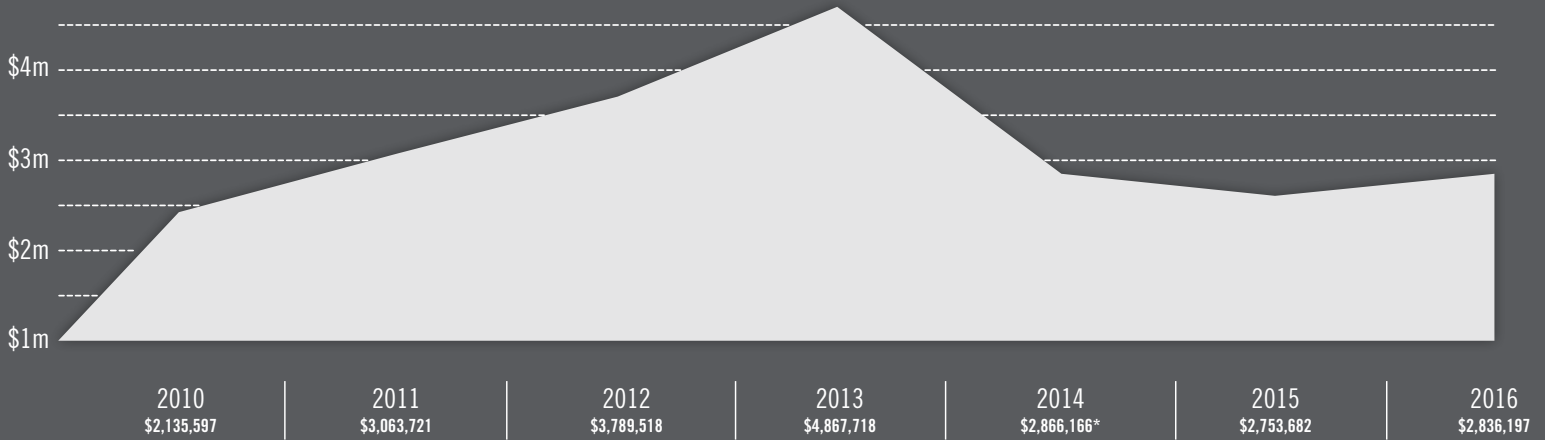
2016 COALITION EXPENSES | \$4,117,929



peopleforbikes

FOUNDATION

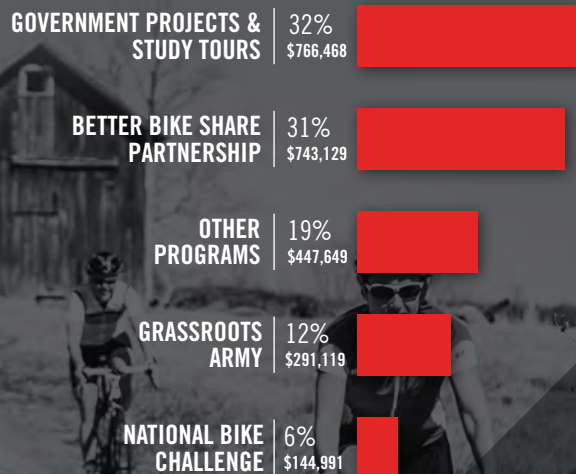
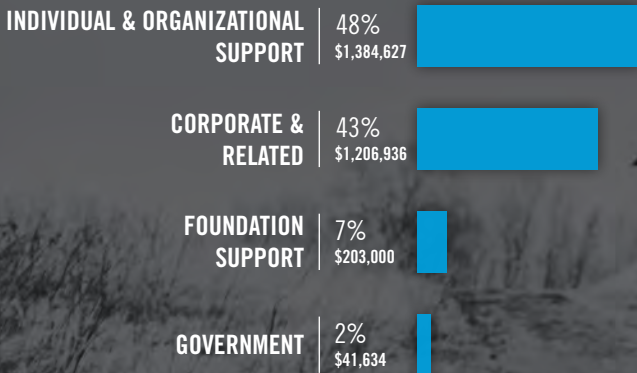
INCOME GROWTH TREND



* The Safe Routes to School National Partnership became a separate entity on March 31, 2014. Thereby, our 2014 results were correspondingly lower.

2016 FOUNDATION INCOME | \$2,836,197

2016 FOUNDATION EXPENSES | \$2,393,356



* Traditionally the Foundation devotes approximately 89 cents of every dollar raised to program expenses. For further detail on our fundraising + general administration expenses please view our prior external audit reports at PeopleForBikes.org/financials.



FOOTNOTES

SUPPORTING THE BEST GROUPS, PROJECTS & EVENTS

In summary, the Coalition and Foundation spent \$1,103,217 (17% of total expenses) in direct grant support for other group's projects. Outlays included community grants and national nonprofit organization support (including the Safe Routes to School National Partnership, Alliance for Biking and Walking, Better Bike Share Partnership grant recipients, the National Interscholastic Cycling Association, plus contributions to several state and local advocacy groups). In addition, we sponsored many different bicycling conferences and events, including the Bicycling Leadership Conference, National Bike Summit, Bicycle Tourism Conference, Youth Bike Summit, CycloFest and the Independent Bicycle Dealers Summit.

INTRA-ORGANIZATIONAL MONETARY TRANSFERS

Coalition income (not reflecting intra-organizational transfers) for 2016 was \$4,269,890 (the adjusted budget was \$4,304,000), and the Foundation's actual income was \$1,836,197 (adjusted budget was \$1,745,000). Both figures exclude intra-transfers. Combined, the total income was \$6,106,087 versus a budgeted income of \$6,049,000.

To view past financial reports and independently audited financial statements for the Foundation, visit PeopleForBikes.org/financials.



WITH EACH MILE RIDDEN,
EACH MILESTONE PASSED,
WE'RE CREATING A BETTER FUTURE
FOR BICYCLING IN THE U.S.



peopleforbikes